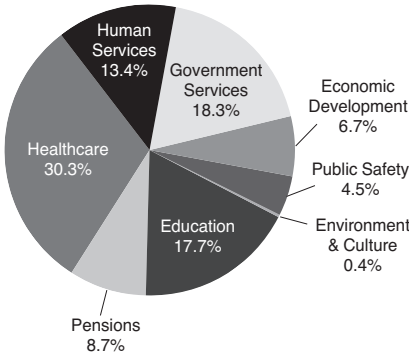


Illinois State Budget

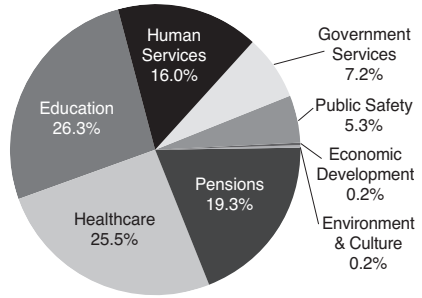
The Illinois Constitution requires the Governor to present a state budget to the General Assembly for the upcoming fiscal year. The Governor’s Office of Management and Budget is responsible for estimating revenues and developing budget recommendations that reflect the Governor’s programs and spending priorities. The office also analyzes the allocation of resources for state agency programs and budgets, evaluates personnel and operating needs. It also manages the state’s capital program, which includes expenditures for infrastructure projects such as roads, bridges and schools, and programs such as environmental and energy. For more details on the state budget, visit www.budget.illinois.gov.

Fiscal Year 2017 Operating Appropriations by Result Area, Percentage of Total

All Funds Total — \$68.5 Billion

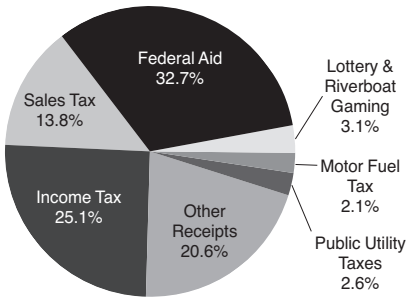


General Funds Total — \$32.1 Billion

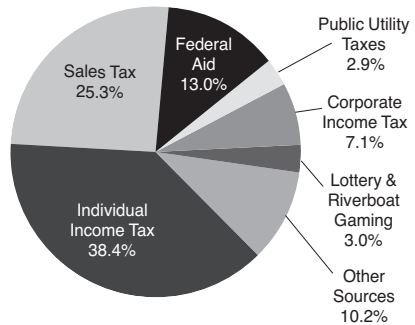


Fiscal Year 2017 Revenues by Source

All Appropriated Funds — \$63.2 Billion



General Funds — \$32.8 Billion



Budget Expenditures and Appropriations

(\$ in millions)

FY 2017 Estimated Expenditures/FY 2018 Recommended Appropriations

Elected State Offices

Office	FY 2017	FY 2018
Governor	\$ 5.5	\$ 5.1
Lieutenant Governor	1.4	1.3
Attorney General	83.4	80.2
Secretary of State	401.3	373.4
Comptroller	124.3	121.2
Treasurer	\$ 3,368.2	\$ 3,349.6

Major State Departments & Agencies

Department/Agency	FY 2017	FY 2018
Abraham Lincoln Presidential Library and Museum	\$ 5.7	\$ 11.0
Aging.....	\$ 1,034.2	\$ 966.3
Agriculture	96.9	98.1
Central Management Services.....	615.0	633.1
Children & Family Services	1,156.6	1,180.1
Commerce & Economic Opportunity	684.5	1,329.9
Corrections	1,488.9	1,611.5
Emergency Management Agency	157.9	516.5
Employment Security	250.9	270.8
Environmental Protection Agency	319.6	364.2
Financial & Professional Regulation.....	78.4	97.4
Healthcare & Family Services.....	21,466.8	21,939.5
Human Rights	15.1	15.6
Human Services	6,451.9	6,504.8
Insurance	44.4	49.8
Labor	12.5	12.9
Lottery.....	1,164.1	1,194.5
Juvenile Justice	123.3	130.1
Military Affairs	47.3	63.9
Natural Resources	225.5	290.7
Public Health.....	344.7	570.5
Revenue.....	871.6	898.2
State Fire Marshal	27.4	42.6
State Police	494.7	594.1
Transportation	2,615.3	2,996.0
Veterans' Affairs	\$ 132.6	\$ 152.8

Source: Illinois State Budget FY 2018