

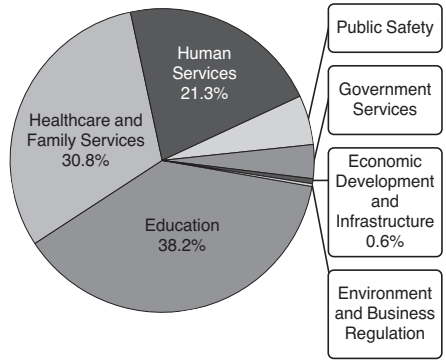
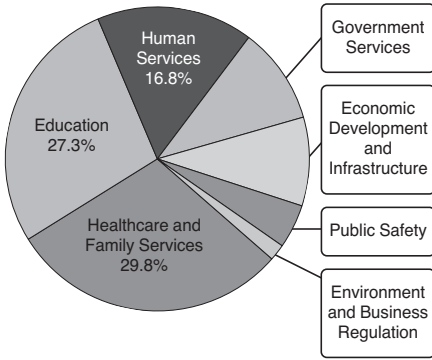
Illinois State Budget

The Governor's Office of Management and Budget prepares the annual state budget and advises the Governor on the availability of revenues and the allocation of those resources to agency programs. The office also issues general obligations and Build Illinois bonds, manages the state's capital program, analyzes state agency programs and budgets, and evaluates personnel and operating needs. The major areas of review are education, health and social services, public assistance, debt management, public safety and the environment. For more details on the state budget, visit www.illinois.gov.

Fiscal Year 2010 Operating Appropriations by Major Purpose — Percentage of Total

All Funds Total — \$52.9 Billion

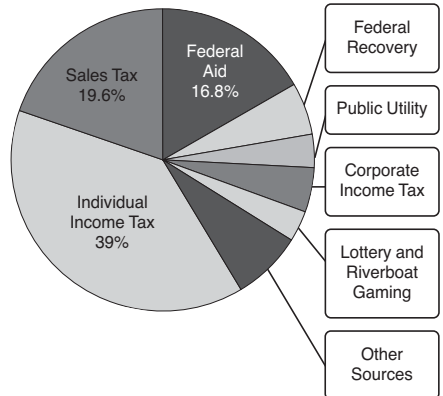
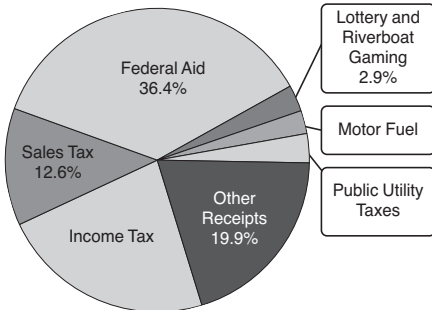
General Funds Total — \$28.4 Billion



Fiscal Year 2010 Revenues by Source — Percentage of Total

All Appropriated Funds — \$58.9 Billion

General Funds — \$33.1 Billion



Budget Appropriations

(\$ in millions)

Elected State Offices

Office	FY 2009	FY 2010
Governor	\$ 8.1	\$ 6.4*
Lieutenant Governor	2.2	0.1
Attorney General	79.4	76.4
Secretary of State	413.0	577.3
Comptroller.....	121.4	108.9
Treasurer	\$ 3,274.7	\$ 1,798.1

*Operations only; does not include \$3.46 billion special appropriation to be used at the Governor's discretion.

Major State Departments and Agencies

Department/Agency	FY 2009	FY 2010
Aging	\$ 628.2	\$ 403.2
Agriculture.....	114.2	105.5
Central Management Services	946.6	1,032.7
Children & Family Services.....	1,376.7	1,008.4
Commerce & Economic Opportunity	2,575.4	4,633.8
Corrections	1,463.3	1,275.2
Emergency Management Agency	418.4	589.5
Employment Security	295.1	321.5
Environmental Protection Agency	1,588.7	2,172.3
Financial & Professional Regulation	110.0	78.0
Healthcare & Family Services.....	18,435.9	15,965.8
Historic Preservation Agency.....	29.1	12.9
Human Rights.....	12.8	12.4
Human Services	6,028.6	4,435.6
Insurance	—	42.6
Labor	7.3	7.7
Juvenile Justice	143.0	132.2
Military Affairs	53.8	50.3
Natural Resources	495.6	890.5
Public Health.....	456.1	572.0
Revenue	5,572.3	7,387.8
State Fire Marshal.....	27.1	29.6
State Police	434.3	538.7
Transportation	2,128.7	2,226.0
Veterans' Affairs	\$ 126.5	\$ 116.2

Source: Illinois State Budget Book, Fiscal Year 2010. State department numbers provided by the Office of the Comptroller and do not include capital appropriations.